

# 19th Annual Creative Kids Exhibit at the Spring Fair in Puyallup April 19-22, 2012

Creative Kids offers an opportunity for children ages six through 15 years to exhibit their creativity and skill at the Spring Fair.

- Entry Registration must be made online: beginning Wednesday, February 15 through Monday, April 9 at 10 pm
- Bring entered items on: Thursday, April 12 and Friday, April 13 from noon to 7 pm
- Entered items released on: Tuesday, April 24, from 10 am to 7 pm
- Entered items will not be stored after that date.
- The Creative Kids department is located on the first floor of the Pavilion.
- Kathy Brooks, Superintendent
- Competitive Exhibits Office  
Hours: Mon-Fri, 8 am – 4:30 pm  
Phone: (253) 841-5074  
E-mail: [CompExhibits@thefair.com](mailto:CompExhibits@thefair.com)

## • CONTENTS •

<b>IMPORTANT - Please Read!</b> .....	<b>2</b>
Art Department .....	3
Baking & Confections Department .....	5
Creative Writing Department .....	7
Photography Department .....	8
Textiles Department.....	9
Egg Drop Contest .....	10
<b>NEW!</b> Paper Crafts & Scrapbooking Dept.....	11

### PLEASE NOTE THESE CLASS CHANGES:

- Bird Houses / Feeders are now included in:  
Art Department, Wood Media Division
- Origami / Paper Folding is now included in:  
Paper Crafts & Scrapbooking Dept., Paper Crafts Div.

By submitting an entry into the Fair, exhibitors agree to abide by all rules, regulations and entry requirements of the Fair and of the department(s) to which they are submitting their entries.

**It is important that exhibitors read and be familiar with the rules in this book, as well as:**

*You may not find it necessary to print this entire Premium List. While we ask that you **read and be familiar with** the information in the Premium List prior to entry, **please feel free to print just the pages you need.***

**Click here for**

# ***IMPORTANT - Please Read!***

## **Online Entry Registration Instructions**

- Read the complete Creative Kids rules, department and division descriptions, and entry information in this document **BEFORE** going to Online Entry Registration.
- \* **ATTENTION SCHOOLS:** *Prior to entry registration, schools must request a login name and password from the Fair's Competitive Exhibits office. **School passwords used last year are still valid and can be used again.** Click here: [for a request form to fax or email.](#)*
- Go to the [page](#) of the Fair's website and click the ONLINE ENTRY REGISTRATION button (beginning Feb. 15)
- Click Login/Logoff and choose your Type:  
for **Individuals** choose **Exhibitor**  
for **School Classes** choose **School**  
for **Other Groups** (homeschool, 4-H) choose **Quick Group**
- **Exhibitors:** Register using your First Name and Last Name and create a password (*write your password down or make sure it is something you will remember for future use.*) Fill in requested information. Click Continue. Click Create Entries.  
**Schools:** Choose your school name from the drop down list and enter your school's password (\*see above.) Fill in requested information. Click Continue. Click Begin adding Exhibitors and their Entries (*use School's password when adding individual exhibitors.*)  
**Quick Groups** (Homeschool, 4-H, etc.): Register using your Group Name and create a password (*write your password down or make sure it is something you will remember for future use.*) Fill in requested information. Click Continue. Click Begin adding Exhibitors and their Entries.
- For each entry item:
  - Select a Department (ex: Creative Kids Art)
  - Select a Division (ex: Painting - Div. 100)
  - Select a Class (ex: Class 1000 – Tempra - Ages 6 through10)
  - Fill in the Description for the item you are entering (ex: Red and green tulips with a dark blue mat)
- When you have completed entering all your items, click Continue and follow the instructions. There is no fee to enter; click Check Out to continue past the Review of Cart screen.
- Fill in “yes” at the statement to agree to all the terms and conditions of entry as defined in the Premium List.
- Click Submit.
- Please bring a printed copy of your online entry summary/receipt with your exhibits when you bring them to the Pavilion on April 12 and 13.
- Please contact us with questions regarding online entry registration: 253-841-5074, [CompExhibits@thefair.com](mailto:CompExhibits@thefair.com)

## **CREATIVE KIDS • RULES**

1. Entries should be completed online by 10 pm on Monday, April 9. Print a copy of your online entry summary/receipt to bring with your items on entry days, **Thursday, April 12 or Friday, April 13 from noon to 7:00 pm**. There is no entry fee. Bring your items to the north end of the first floor of the Pavilion. You may drive onto the grounds through the Service Gate or you may park in the Gold Lot and walk in through the Gold Gate.
2. Mail-in entries will not be accepted.
3. No placing or award information will be given prior to Spring Fair's opening.
4. Exhibitors must be at least six (6) years old and have not had their sixteenth birthday, i.e. ages six years through 15 years.
5. All entries must be the handwork of the exhibitor. They must have been finished within the past 2 years. No article may be entered a second year. **NO SOILED OR OBVIOUSLY USED ITEMS WILL BE ACCEPTED.**
6. Each exhibitor will be limited to ONE ENTRY PER CLASS; i.e., one watercolor and one oil painting. All items will be placed in the most suitable division and class.
7. All items placed on display must remain for the full run of Spring Fair, April 19–22, 2012. They must be picked up on Tuesday, April 24 from 10 am to 7 pm.
8. All first place winning entries will be displayed and every effort will be made to display all other entries. However, we reserve the right to withhold other entries from the display. This will only be done if there is insufficient display space. Any items not displayed will be held in a secure storage area.
9. Anything remaining after 7 pm on **TUESDAY**, April 24, will be donated to charity or discarded. Food items will not be returned. Baking Division award ribbons must be picked up on Tuesday, April 24 from 10 am to 7 pm.
10. Although every precaution will be made to protect items, the Western Washington Fair Association will not be responsible for theft, loss or damage to entries.
11. Judges are selected from professionals or highly accredited amateur artists working within their field of expertise. Neither paid Fair employees nor volunteers are eligible to judge in the Department for which they work. Paid Fair employees or volunteers who judge any show or contest outside the department they work for must be pre-approved by their department supervisor. Fair exhibitors, including exhibiting employees, are not eligible to judge in their entry divisions.

## **AWARDS**

Each Creative Kids Department having at least three exhibitors will have a Grand Champion rosette awarded to the most outstanding entry of that Department. All items will be judged using the Danish System. This means each item is judged against a standard - not against other entries. Each entry is evaluated and given a placing; first (blue), second (red) or third (white). More than one first, second or third may be awarded per class. No premium money will be awarded. Each exhibitor will be given one Spring Fair gate pass when delivering his/her entry on Thursday, April 12 or Friday, April 13.

# ART DEPARTMENT

Entries must be original work completed within the past two years. Any work copied from a pattern is not eligible.


All pictures must be ready for display; i.e., matted or backed. Framing is optional. Frames need wire hangers. No string or self-leveling hangers (i.e., \_/\\/\_ ) will be allowed. Entries must not exceed 70" width and length combined, including frame. (Commercial framing is acceptable.) All paint and varnish must be dry.

**\* Please place your name on the back of your picture in the upper left hand corner.**

"Group project" means done by more than one person.

*Some things judges consider for art:*

- Visual impact
- Design
- Originality and control of materials and equipment used in technique



## PAINTING – Division 100

### AGES 6 through 10 Class

- 1000. Tempera
- 1001. Watercolor
- 1004. Acrylic
- 1006. Oil
- 1007. Mixed in Painting
- 1008. Other
- 1010. Group Project

### AGES 11 through 15 Class

- 1100. Tempera
- 1101. Watercolor
- 1104. Acrylic
- 1106. Oil
- 1107. Mixed in Painting
- 1108. Other
- 1110. Group Project

## DRAWING – Division 105

### AGES 6 through 10 Class

- 1019. Marker Pen
- 1020. Pen (ink)
- 1021. Charcoal
- 1022. Crayon
- 1023. Pencil
- 1024. Colored Pencil
- 1025. Pastel (chalk)
- 1026. Pastel (oil)
- 1027. Cartoon,  
Single Panel

### AGES 11 through 15 Class

- 1119. Marker Pen
- 1120. Pen (ink)
- 1121. Charcoal
- 1122. Crayon
- 1123. Pencil
- 1124. Colored Pencil
- 1125. Pastel (chalk)
- 1126. Pastel (oil)
- 1127. Cartoon,  
Single Panel

*All cartoons must be original and unpublished. Use black ink (not pencil). Color may be added.*

*Some things judges consider for cartoons:*

- Quality of humor
- Artistic rendering
- Clear, easy to read lettering

- 1027. Mixed in Drawing
- 1028. Other
- 1030. Group Project

- 1127. Mixed in Drawing
- 1128. Other
- 1130. Group Project

## MIXED MEDIA – Division 110

### AGES 6 through 10 Class

- 1032. Collage
- 1036. Other
- 1037. Block Print
- 1038. Group Project
- 1039. Screen Print

### AGES 11 through 15 Class

- 1132. Collage
- 1136. Other
- 1137. Block Print
- 1138. Group Project
- 1139. Screen Print

## SCULPTURE – Division 115

### AGES 6 through 10 Class

- 1040. Sculpture (anything 3-dimensional, includes ceramics)
- 1041. Welded Items
- 1042. Group Project
- 1044. Diorama  
(Dioramas must fit into a 14-inch filing box.)
- 1046. Puppet

### AGES 11 through 15 Class

- 1140. Sculpture (anything 3-dimensional, includes ceramics)
- 1141. Welded Items
- 1142. Group Project
- 1144. Diorama
- 1146. Puppet

*If you give voice to your puppet, please share the character you have created at the Creative Kids Showcase Sunday, April 22, at noon in the Pavilion. Sign up when you bring your entry on April 12 or 13.*

**No Legos or other commercial building pieces will be accepted.**

## WOOD MEDIA – Division 120

### AGES 6 through 10 Class

- 1048. Wood Carving
- 1049. Wood Working  
(includes bird houses and feeders)
- 1050. Group Project
- 1052. From a Kit

### AGES 11 through 15 Class

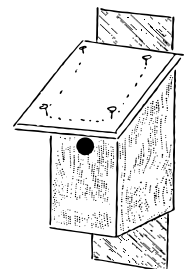
- 1148. Wood Carving
- 1149. Wood Working  
(includes bird houses and feeders)
- 1150. Group Project
- 1152. From a Kit

*Some things judges consider for Utilitarian Bird Houses and Bird Feeders:*

- Dimensions suitable for species (name the species): diameter of hole, floor size, depth of box, height of hole above bottom
- Clean-out provision
- Craftsmanship
- Creativity

*Especially for Utilitarian Bird Feeders:*

- Means of support
- Proper storage of food
- Ease of filling
- Sanitation



*(Art Dept. continued on next page...)*

## COMPUTER ART – Division 125

Image must be entirely within your computer program. No clip art, no scanning, and no modification of existing images.

Please indicate on the back of your entry the name of your program (e.g. Windows Paint, Corel Draw, etc.).

### AGES 6 through 10

#### Class

- 1060. Draw - Realistic
- 1062. Paint - Realistic
- 1064. Draw - Abstract
- 1066. Paint - Abstract
- 1067. Cartoon, Single Panel, Digital (computer)

### AGES 11 through 15

#### Class

- 1160. Draw - Realistic
- 1162. Paint - Realistic
- 1164. Draw - Abstract
- 1166. Paint - Abstract
- 1167. Cartoon, Single Panel, Digital (computer)

## STYLE-A-SHOE CONTEST – Division 130

Decorate a shoe at home and bring your entry on Thursday, April 12 or Friday, April 13 from noon to 7 pm to the Creative Kids Department on the first floor of the Pavilion. Contestants may enter all classes. Only one shoe per class may be entered. Winners will receive Spring Fair rosettes and prizes provided by the Fair. Entries will be judged prior to the opening of Spring Fair. Judging will be based on creativity, originality and workmanship. Entries will be displayed for the length of Fair and may be picked up on Tuesday, April 24 from 10 am to 7 pm in the Pavilion.

- 1st Prize Rosette *plus* 1 Photo ID and 20rides for the Puyallup Fair in September
- 2nd Prize Rosette *plus* 4 One-Day Gate Passes and 20 rides for the Puyallup Fair in September
- 3rd Prize Rosette *plus* 1 One-Day Gate Pass and 20 rides for the Puyallup Fair in September

### AGES 6 through 10

#### Class

- 1080. Boot
- 1082. High Heel Shoe
- 1084. Sandal
- 1086. Tennis Shoe
- 1087. Flip Flop or Loafer
- 1089. Slipper

### AGES 11 through 15

#### Class

- 1180. Boot
- 1182. High Heel Shoe
- 1184. Sandal
- 1186. Tennis Shoe
- 1187. Flip Flop or Loafer
- 1189. Slipper



# BAKING & CONFECTIONS DEPARTMENT

Entries must be made from "scratch". NO MIXES, no machine-made bread, and no items that require refrigeration will be allowed. Items containing unbaked cream cheese or raw eggs will not be allowed. All entries must include the recipe used in preparing the item. Please bring your entries on sturdy disposable plates. "Group Project" means done by more than one person.

Baking Division ribbons and judging sheets must be picked up on Tuesday, April 24 from 10 pm to 7 pm.

## BAKING & CONFECTIONS – Division 135

### AGES 6 through 10 Class

- 2002. Cake, 9" maximum or 4 cupcakes, decor optional
- 2003. Quick Bread
- 2004. Yeast Bread/Rolls (1 Loaf or 4 Rolls)
- 2005. Soft Pretzels (see directions at right)
- 2006. Cookies (4)
- 2007. Springtime Decorated Cookie (4)
- 2008. Muffins (4)
- 2009. Brownies
- 2010. Group Project

### AGES 11 through 15 Class

- 2102. Cake, 9" maximum or 4 cupcakes, decor optional
- 2103. Quick Bread
- 2104. Yeast Bread/Rolls (1 Loaf or 4 Rolls)
- 2105. Soft Pretzels (see directions at right)
- 2106. Cookies (4)
- 2107. Springtime Decorated Cookie (4)
- 2108. Muffins (4)
- 2109. Brownies
- 2110. Group Project

**(Remember to bring recipes)**

### Yeast Bread Award

To promote the use of wheat products, the Washington Association of Wheat Growers offers the following awards to the best overall wheat exhibits in the Yeast Bread Category.

- 1st place Cookbook and Rosette Ribbon
- 2nd place Cookbook

*Some things judges consider for baking:*

- Uniform shape
- Complete recipe
- Flavor and aroma: a pleasing blend characteristic of ingredients
- Even browning
- Taste (fresh ingredients)



## SOFT PRETZELS

**(Make this recipe according to directions)**

Ingredients:

- 2 (.25 ounce) packages active dry yeast
- 2 cups warm water (110° to 115°)
- 1/2 cup sugar
- 1/4 cup butter or margarine, softened
- 2 teaspoons salt
- 1 egg
- 6 1/2 cups all-purpose flour
- 1 egg yolk
- 2 Tablespoons cold water
- Coarse salt

1. In a mixing bowl, dissolve yeast in warm water.
2. Add the sugar, butter, salt, egg and 2 cups of the flour. Beat until smooth. Stir in enough remaining flour to form a stiff dough. Place in a greased bowl, turning once to grease top. Cover and refrigerate for 2 to 24 hours.
3. Punch dough down. Turn onto a lightly floured surface. Divide in half and cut each half into 16 pieces. Roll each piece into a 20 inch rope. Shape into pretzels and place on greased baking sheets.
4. Beat egg yolk and cold water. Brush over the pretzels. Sprinkle with coarse salt. Cover and let rise until doubled, about 25 minutes.
5. Place in a preheated 400 degree oven and bake for 15 to 20 minutes or until golden brown.
6. When done remove from pans to wire racks to cool.

The recipe above is a basic Soft Pretzel recipe. You can use it as it is written or use any variation you wish. Your soft pretzels must be accompanied by the recipe you use neatly printed or typed on an 8 1/2" x 11" sheet of paper. List all ingredients in exact measurements and specify the type of ingredients (eg. white sugar, brown sugar). All preparation steps must also be specified.

## SPRING FAIR SEATTLE FUDGE PARENT-CHILD CANDY CONTEST

PRIZES: 1st, 2nd, and 3rd places receive rosettes and special gifts from Seattle Fudge.



Bring your candy to the Creative Kids Department in the Pavilion on **Thursday, April 12 or Friday, April 13 between 12:00 noon and 7:00 pm.**

*(Baking & Confections Dept. continued on next page...)*

## CANDY CONTEST RULES

1. A parent is limited to two entries per year, and a child to one entry per year. (For example, a parent may enter two different recipes with two different children, but not two different recipes with the same child.) A parent is defined as the mother or father, grandparent, legal guardian or stepparent of the child. The parent and child must work on this together.
2. Children must be between six and 15 years of age.
3. Any form of candy qualifies.
4. Bring six (6) pieces on a 9" disposable plate.
5. All candy must be accompanied by the recipe, neatly printed or typed on an 8½" x 11" sheet of paper. Every ingredient must be listed in exact measurements and the type of ingredient must be specified (e.g. white or brown sugar). All preparation steps must be specified.
6. **On the sheet of paper with your recipe, please submit a paragraph telling what you and your parent did to make the candy.**
7. The Puyallup Fair's general rules and contest policies will apply.
8. Judging will take place pre-Fair, and will be closed to the public.

### AGES 6 through 10


#### Class

2015. Candy Contest

### AGES 11 through 15

#### Class

2115. Candy Contest



# CREATIVE WRITING DEPARTMENT

Entries must be original work completed within the past two years. Each entry is limited to two double-spaced pages. Printing must be 12 point or larger (easily read font) or hand printed on 8½"x11" paper. Illustrations are permitted, but must be contained within the two pages.

## PROSE & ESSAYS – Division 140

### AGES 6 through 10 Class

2050. Prose  
2055. Essays

### AGES 11 through 15 Class

2150. Prose  
2155. Essays

## POETRY – Division 145

### AGES 6 through 10 Class

2060. Haiku  
2063. Other Poetry

### AGES 11 through 15 Class

2160. Haiku  
2163. Other Poetry

**The Creative Kids Showcase** will begin at noon in the Pavilion, Sunday, April 22. Sign up when you bring your entry in on April 12 or 13. If you plan to read, please keep a copy of your work to bring that day.

*Some things judges consider in creative writing:*

- Ideas and content
- Organization
- Voice - The writer speaks to the reader in a way that is individualistic
- Word choices
- Sentence fluency
- Conventions - grammar, punctuation, spelling, etc.
- Neatness

*Haiku:*

- Three line verse with 5-7-5 syllable line count.
- **Haiku must include a picture signifying the scene for which the poem was written.**
- Haiku may reflect insight or sensitivity to nature or natural phenomena.



# PHOTOGRAPHY DEPARTMENT

Photographs may be black and white or color. Prints may be self or commercially processed, and must be at least 4 x 6 inches, and not larger than 11 x 14 inches, including mat.


Prints must be adhered to a paper mounting to give the picture the stiffness to be shown without a frame. Photo mount can be found at most photo shops.

No frames will be allowed. Matting may be done, but must not exceed the overall 11 x 14 inch size limit for the entry. Matting and/or mounting may be commercially done.

Your name may not be placed on the front of the matting or print. **Place your name in the upper left hand corner of the back of the print. Work must have been completed within the past two years.**

*Some things judges consider for photography:*

- Visual impact
- Composition
- Camera techniques (including exposure, depth of field, stop, motion, etc.)
- Lighting
- Mounting



## COLOR PRINTS – Division 150

### AGES 6 through 10 Class

- 3002. Animals
- 3004. Portrait
- 3006. Scenic
- 3007. Other

### AGES 11 through 15 Class

- 3102. Animals
- 3104. Portrait
- 3106. Scenic
- 3107. Other

## BLACK & WHITE PRINTS – Division 155

### AGES 6 through 10 Class

- 3008. Animals
- 3010. Portrait
- 3012. Scenic
- 3013. Other

### AGES 11 through 15 Class

- 3108. Animals
- 3110. Portrait
- 3112. Scenic
- 3113. Other

## SPECIALTY PRINTS – Division 160

### AGES 6 through 10 Class

- 3014. Computer Enhanced
- 3015. Collage

### AGES 11 through 15 Class

- 3114. Computer Enhanced
- 3115. Collage



**Please note what kind of camera you used.**

# TEXTILES DEPARTMENT

All framed items must have strong wire hangers, no string or self-leveling hangers, and may not exceed 70" width and length combined, including frame. Frame or glass is optional. Commercial framing is acceptable. Work must have been completed within the past two years. "Group Project" means done by more than one person.

## CLOTHING – Division 165

### AGES 6 through 10 Class

- 3500. Separates
- 3505. Outfits
- 3507. Costumes
- 3510. Dresses
- 3512. Aprons
- 3515. Other
- 3520. Group Project

### AGES 11 through 15 Class

- 3600. Separates
- 3605. Outfits
- 3607. Costumes
- 3610. Dresses
- 3612. Aprons
- 3615. Other
- 3620. Group Project

## HANDWORK – Division 170

### AGES 6 through 10 Class

- 4000. Cross Stitch
- 4005. Needlepoint/  
Plastic Canvas
- 4010. Knitting
- 4015. Crochet
- 4017. Beading – Seed
- 4018. Beading – Pony
- 4020. Weaving
- 4025. Latch Work
- 4027. Embroidery
- 4030. Other
- 4035. Group Project
- 4036. Jewelry

### AGES 11 through 15 Class

- 4100. Cross Stitch
- 4105. Needlepoint/  
Plastic Canvas
- 4110. Knitting
- 4115. Crochet
- 4117. Beading - Seed
- 4118. Beading - Pony
- 4120. Weaving
- 4125. Latch Work
- 4127. Embroidery
- 4130. Other
- 4135. Group Project
- 4136. Jewelry

## MISCELLANEOUS – Division 175

### AGES 6 through 10 Class

- 4040. Quilting
- 4042. Stuffed Items
- 4043. Pillows
- 4050. Other
- 4052. Group Project

### AGES 11 through 15 Class

- 4140. Quilting
- 4142. Stuffed Items
- 4143. Pillows
- 4150. Other
- 4152. Group Project

## FASTEST FINGERS

### KNITTING CONTEST – Division 180



On Sunday, April 22 at 1:00 pm we will have a Fastest Fingers Contest for knitting. If you enjoy this very popular craft, please sign up for the **The Creative Kids Showcase** when you bring your entries on Thursday, April 12 or Friday, April 13, or you may sign up by noon on Sunday, April 22.

You must cast on and knit for 15 minutes using the garter stitch (knit every row). The one who has knitted the most stitches in the 15 minutes allowed is the winner.

**1st, 2nd, and 3rd Prizes will be provided by:**



### AGES 6 through 10 Class

- 4060. Fastest Fingers Contest

### AGES 11 through 15 Class

- 4160. Fastest Fingers Contest

*Some things judges consider for stitchery:*

- Consistent direction of stitches
- Thread compatibility to fabric
- Proper tension
- Splitting threads
- Hoop outlines and/or soiled items
- On grain framing

*Some things judges consider for crochet and knitting:*

- Even stitches
- Even tension
- Blocking
- Even seams
- Cleanliness
- Ends
- Even outside edges

*Some things judges consider for quilting:*

- Piecing/appliqué technique
- Borders and sashing
- Quilting design and technique
- Binding or edges
- Corners
- Quilt marking lines

*Some things judges consider for clothing:*

- Grain line
- Stitching accuracy
- Pressing
- Seam finish
- Grading and clipping
- Stains/soil



# EGG DROP CONTEST

Create a "one egg container" that will allow a raw chicken egg to survive, whole and unscrambled, when dropped from a height of 12 and 16 feet, or higher (see rule #6). Winners will receive Spring Fair rosettes and prizes provided by the Fair. **Bring your entry Thursday, April 12 or Friday, April 13 from noon to 7:00 pm.** The drops will be made outside of the Pavilion (near the Fountain and Gold Gate) starting at 3:00 pm on Sunday, April 22. Please be there by 2:30 pm to put the egg into your container.

- 1st Prize: 1 Photo ID and 20 Rides for the Puyallup Fair in September
- 2nd Prize: 4 One-Day Gate Passes and 20 Rides for the Puyallup Fair in September.
- 3rd Prize: 1 One-Day Gate Pass and 20 Rides for the Puyallup Fair in September.

## EGG DROP CONTEST – Division 185

### AGES 6 through 10 Class

4500. Egg Drop

### AGES 11 through 15 Class

4600. Egg Drop

## EGG DROP CONTEST RULES

1. Exhibitors must build the container themselves.
2. Only one entry per person is allowed.
3. Raw chicken eggs will be provided by the Fair.
4. Sunday, April 22, be outside of the Pavilion (near the Fountain and Gold Gate) by 2:30 pm to put the egg into your container.
5. **Group entries will NOT be accepted. Entry must be done by one individual.**
6. Eggs must not have any cracks after each drop is made. The beginning drop will be from 12' for ages 6 through 10 and from 16' for ages 11 through 15. **IMPORTANT - You must construct your container so that the judges can check the egg after the drop from each height, it can then be resealed for the next, higher drop.**
7. You must use only the materials on the list provided.
8. The maximum size of your container must not exceed 10 inches in length, width or height (10"x10"x10"). Container is defined as the entire means or apparatus constructed and accompanying the egg.
9. **Use of Parachutes.** Parachutes along with any other deployed features are permitted as long as they, along with all other parts of the egg container, do not exceed the 10"x10"x10" maximum size restrictions in their fully deployed form.
10. Label your container legibly with your name, address, phone number and age.

*Any or all of the following materials may be used for container construction:*

- Fifteen plastic drinking straws
- Fifteen wooden popsicle sticks
- One hundred yards of garden or kite-type string
- Fifty rubber bands, maximum size #64 (1/4" x 3 1/2")
- One styrofoam or cardboard carton that holds 1 dozen eggs (may be used in any configuration)
- Masking tape
- Scotch Magic tape or similar brand transparent tape
- Craft glue, i.e. Elmers, no caulking or construction products

Judges will inspect containers for any illegal material.

Judges reserve the right to break ties based on design and construction.

Compliance to the rules will be a factor in judging.



# PAPER CRAFTS & SCRAPBOOKING DEPT.

## NEW THIS YEAR!

### PAPER CRAFTS – Division 210

Pieces must not exceed 40" **width** plus **length**, or 36" in diameter. Items will be judged on workmanship, originality and design. Items to be hung must have strong WIRE hangers. No string or self-leveling hangers (ex. \_/\\_/\\_/\\_).

One page per entry allowed.

One entry per class is allowed.

No envelopes with cards – No plastic sleeves.

The Fair will not be responsible for breakage. However, the utmost care will be taken with all articles.

#### AGES 6 through 10

##### Class

- 5030. Rubber Stamping
- 5032. Stamp Embossing
- 5034. Card (any occasion)
- 5036. Papier Maché
- 5038. Origami / Paper Folding
- 5040. Items Made Entirely from Recycled Paper Materials

#### AGES 11 through 15

##### Class

- 5130. Rubber Stamping
- 5132. Stamp Embossing
- 5134. Card (any occasion)
- 5136. Papier Maché
- 5138. Origami/PaperFolding
- 5140. Items Made Entirely from Recycled Paper Materials

### SCRAPBOOKING – Division 215

One or two page layout allowed per person, per class.

Please bring your entry in protective plastic sleeves.

#### AGES 6 through 10

##### Class

- 5042. Decorative Elements
- 5044. Photography
- 5046. Journaling
- 5048. Computer Generated

#### AGES 11 through 15

##### Class

- 5142. Decorative Elements
- 5144. Photography
- 5146. Journaling
- 5148. Computer Generated

