



Creative Kids Exhibit

at the Spring Fair in Puyallup

April 15-18, 2010

Creative Kids offers an opportunity for children six through 15 years to exhibit their creativity and skill at the Spring Fair.

Entries will be received

**Thursday, April 8 and Friday, April 9
between noon and 7:00 pm**

**Release of exhibits will be between
10:00 am and 7:00 pm on Tuesday, April 20.**

Items will not be stored after that date.

**The Creative Kids department is located
on the first floor of the Pavilion.**

Kathy Brooks, Superintendent

Entry Office

Phone: (253) 841-5017

E-mail: pat@thefair.com

This department will include the following divisions:

DIVISION A	ART
DIVISION B	BAKING
DIVISION C	CREATIVE WRITING
DIVISION D	PHOTOGRAPHY
DIVISION E	TEXTILES
DIVISION F	EGG DROP CONTEST
DIVISION G	BIRD HOUSES / FEEDERS

AWARDS

Each division having at least three exhibitors will have a Grand Champion rosette awarded to the most outstanding entry of that division. All items will be judged using the Danish System. This means each item is judged against a standard - not against other entries. Each entry is evaluated and given a placing; first (blue), second (red) or third (white). More than one first, second or third may be awarded per class. No premium money will be awarded. Each exhibitor will be given one Spring Fair gate pass when delivering his/her entry on Thursday, April 8 or Friday, April 9.

RULES

1. Entry forms will be filled out when items are brought to the Spring Fair on entry days, **Thursday, April 8 or Friday, April 9 from noon to 7:00 pm**. There is no entry fee. Bring your entries to the north end of the first floor of the Pavilion. You may drive onto the grounds through the Service Gate or you may park in the Gold Lot and walk in through the Gold Gate.
2. Mail-in entries will not be accepted.
3. No information on placings or awards will be given prior to Spring Fair's opening.
4. Entrants must be at least six (6) years old and have not had their sixteenth birthday, i.e. six years through 15 years.
5. All entries must be the handwork of the exhibitor. They must have been finished within the past 2 years. No article may be entered a second year. **NO SOILED OR OBVIOUSLY USED ITEMS WILL BE ACCEPTED.**
6. Each entrant will be limited to ONE ENTRY PER CLASS; i.e., one watercolor and one oil painting. All items will be placed in the most suitable classification.
7. All items placed on display must remain for the full run of Spring Fair, April 15-18, 2010.
8. All first place winning entries will be displayed and every effort will be made to display all other entries. However, we reserve the right to withhold other entries from the display. This will only be done if there is not sufficient display space. Any items not displayed will be held in a secure storage area.
9. Anything remaining after 7:00 pm on **TUESDAY**, April 20, will be donated to charity or discarded. Food items will not be returned. Baking Division award ribbons must be picked up on Tuesday, April 20.
10. Although every precaution will be made to protect items, the Western Washington Fair Association will not be responsible for theft, loss or damage to entries.

DIVISION A • ART

Entries must be original work completed within the past two years. Any work copied from a pattern is not eligible.

All pictures must be ready for display; i.e., matted or backed. Framing is optional. Frames need wire hangers. No string or self-leveling hangers (i.e., _/\/_) will be allowed. Entries must not exceed 70" width and length combined, including frame. (Commercial framing is acceptable.) All paint and varnish must be dry.

*** Please place your name on the back of your picture in the upper left hand corner.**

"Group project" means done by more than one person.

PAINTING

AGES 6 through 10 Class	AGES 11 through 15 Class
1000. Tempra	1100. Tempra
1001. Watercolor	1101. Watercolor
1004. Acrylic	1104. Acrylic
1006. Oil	1106. Oil
1008. Other	1108. Other
1010. Group Project	1110. Group Project

DRAWING

AGES 6 through 10 Class	AGES 11 through 15 Class
1019. Marker Pen	1119. Marker Pen
1020. Pen (ink)	1120. Pen (ink)
1021. Charcoal	1121. Charcoal
1022. Crayon	1122. Crayon
1023. Pencil	1123. Pencil
1024. Colored Pencil	1124. Colored Pencil
1025. Pastel	1125. Pastel
1026. Cartoon, Single Panel	1126. Cartoon, Single Panel

All cartoons must be original and unpublished. Use black ink (not pencil). Color may be added.

1028. Other	1128. Other
1030. Group Project	1130. Group Project

Some things judges consider for Cartoons:

- **Quality of humor • Artistic rendering**
- **Clear, easy to read lettering**

MIXED MEDIA

AGES 6 through 10 Class	AGES 11 through 15 Class
1032. Collage	1132. Collage
1034. Origami	1134. Origami
1036. Other	1136. Other
1037. Block Print	1137. Block Print
1038. Group Project	1138. Group Project
1039. Screen Print	1139. Screen Print

SCULPTURE

AGES 6 through 10 Class	AGES 11 through 15 Class
1040. Sculpture	1140. Sculpture
1042. Group Project	1142. Group Project
1044. Diorama (Dioramas must fit into a 14-inch filing box.)	1144. Diorama
1046. Puppet	1146. Puppet

If you give voice to your puppet, please share the character you have created at the Creative Kids Showcase Sunday, April 19, at noon in the Pavilion. Sign up when you enter.

No Legos or other commercial building pieces will be accepted.

WOOD MEDIA

AGES 6 through 10 Class	AGES 11 through 15 Class
1048. Wood Carving	1148. Wood Carving
1049. Wood Working	1149. Wood Working
1050. Group Project	1150. Group Project
1052. From a Kit	1152. From a Kit

COMPUTER ART


Image must be entirely within your computer program. No clip art, no scanning, and no modification of existing images.

Please indicate on the back of your entry the name of your program (e.g. Windows Paint, Corel Draw, etc.).

AGES 6 through 10 Class	AGES 11 through 15 Class
1060. Draw - Realistic	1160. Draw - Realistic
1062. Paint - Realistic	1162. Paint - Realistic
1064. Draw - Abstract	1164. Draw - Abstract
1066. Paint - Abstract	1166. Paint - Abstract
1067. Cartoon, Single Panel, Digital (computer)	1167. Cartoon, Single Panel, Digital (computer)

Some things judges consider for art:

- Visual impact
- Design
- Originality and control of materials and equipment used in technique



• Creative Kids Presents
THE "STYLE-A-SHOE" CONTEST

Decorate a shoe at home and bring your entry on Thursday, April 8 or Friday, April 9 from noon to 7 pm to the Creative Kids Department on the first floor of the Pavilion. Contestants may enter all classes. Only one shoe per class may be entered. Winners will receive Spring Fair rosettes and prizes provided by the Fair. Entries will be judged prior to the opening of Spring Fair. Judging will be based on creativity, originality and workmanship.



- 1st Prize \$30 and Rosette
- 2nd Prize \$15 and Rosette
- 3rd Prize \$10 and Rosette

AGES 6 through 10
Class

- 1080. Boot
- 1082. High Heel Shoe
- 1084. Sandal
- 1086. Tennis Shoe
- 1087. Flip Flop or Loafer
- 1089. Slipper

AGES 11 through 15
Class

- 1180. Boot
- 1182. High Heel Shoe
- 1184. Sandal
- 1186. Tennis Shoe
- 1187. Flip Flop or Loafer
- 1189. Slipper

Entries will be displayed for the length of Fair and may be picked up on Tuesday, April 21 from 10 am to 7 pm in the Pavilion.

DIVISION B • BAKING

Entries must be made from "scratch". NO MIXES, machine-made bread, or items that require refrigeration will be allowed. Items containing unbaked cream cheese or raw eggs will not be allowed. All entries must include the recipe used in preparing the item. Please bring your entries on sturdy disposable plates. "Group Project" means done by more than one person.

AGES 6 through 10
Class

- 2002. Cake, 9" maximum or 4 cupcakes, decor optional
- 2003. Quick Bread
- 2004. Yeast Bread/Rolls (1 Loaf or 4 Rolls)
- 2005. Monkey Bread (see directions below)
- 2006. Cookies (4)
- 2007. Springtime Decorated Cookie (4)
- 2008. Muffins (4)
- 2009. Brownies
- 2010. Group Project

AGES 11 through 15
Class

- 2102. Cake, 9" maximum or 4 cupcakes, decor optional
- 2103. Quick Bread
- 2104. Yeast Bread/Rolls (1 Loaf or 4 Rolls)
- 2105. Monkey Bread (see directions below)
- 2106. Cookies (4)
- 2107. Springtime Decorated Cookie (4)
- 2108. Muffins (4)
- 2109. Brownies
- 2110. Group Project

(Remember to bring recipes)

Yeast Bread Award

To promote the use of wheat products, the Washington Association of Wheat Growers offers the following awards to the best overall wheat exhibits in the Yeast Bread Category.

- 1st place Cookbook and Rosette Ribbon
- 2nd place Cookbook

MONKEY BREAD

(Make this recipe according to directions)

1. In a medium bowl, combine 1/2 cup white sugar and 2 teaspoons cinnamon.

2. Remove biscuits from 3 cans of refrigerated buttermilk biscuits and cut each one into fourths.
3. Roll each fourth in the sugar/cinnamon mixture until completely covered and place each piece into a greased bundt pan.
4. In a saucepan, melt one stick of butter or margarine with 1/2 cup brown sugar. Heat to boiling then turn off the heat.
5. Pour over biscuits in the bundt pan.
6. Place in a preheated 350 degree oven and bake for 30 to 35 minutes.
7. When done loosen sides and invert onto a plate while still warm. Now just pull off pieces and eat.

The recipe above is a basic Monkey Bread recipe. You can use it as it is written, or any variation of Monkey Bread (eg. Garlic, Cheezey Monkey Bread). It is also referred to as "Pull Apart Bread." Be Creative!

Your Monkey Bread must be accompanied by the recipe you use, neatly printed or typed on an 8 1/2" x 11" sheet of paper. List all ingredients in exact measurements and specify the type of ingredients (eg. white sugar, brown sugar). All preparation steps must also be specified

Baking Division ribbons and judging sheets will be mailed after Spring Fair.

Some things judges consider for baking:

- Uniform shape
- Complete recipe
- Flavor and aroma: a pleasing blend characteristic of ingredients
- Even browning
- Taste (fresh ingredients)





**SPRING FAIR
SEATTLE FUDGE
PARENT-CHILD
CANDY CONTEST**

PRIZES: 1st, 2nd, and 3rd places receive rosettes and special gifts from Seattle Fudge.

NO PRE-REGISTRATION REQUIRED

Bring your candy to the Creative Kids Department in the Pavilion on **Thursday, April 8 or Friday, April 9 between 12:00 Noon and 7:00 pm**

CANDY CONTEST RULES

1. A parent is limited to two entries per year, and a child to one entry per year. (For example, a parent may enter two different recipes with two different children, but not two different recipes with the same child.) A parent is defined as the mother or father, grandparent, legal guardian or stepparent of the child. The parent and child must work on this together.
2. Children must be between six and 15 years of age.
3. Any form of candy qualifies.

4. Bring six (6) pieces on a 9" disposable plate.
5. All candy must be accompanied by the recipe, neatly printed or typed on an 8½" x 11" sheet of paper. Every ingredient must be listed in exact measurements and the type of ingredient must be specified (e.g. white or brown sugar). All preparation steps must be specified.
6. **On the sheet of paper with your recipe, please submit a paragraph telling what you and your parent did to make the candy.**
7. The Puyallup Fair's general rules and contest policies will apply.
8. Judging will take place pre-Fair, and will be closed to the public.

**AGES 6 through 10
Class**

2015. Candy Contest

**AGES 11 through 15
Class**

2115. Candy Contest



DIVISION C • CREATIVE WRITING

Entries must be original work completed within the past two years. Each entry is limited to two double-spaced pages. Printing must be 12 point or larger (easily read font) or hand printed on 8½"x11" paper. Illustrations are permitted, but must be contained within the two pages.

Some things judges consider in creative writing:

- Ideas and content
- Organization
- Voice - The writer speaks to the reader in a way that is individualistic
- Word choices
- Sentence fluency
- Conventions - grammar, punctuation, spelling, etc.
- Neatness

Haiku: Three line verse with 5-7-5 syllable line count. **Haiku must include a picture signifying the scene for which the poem was written.** Haiku may reflect insight or sensitivity to nature or natural phenomena.

The Creative Kids Showcase will begin at noon in the Pavilion, Sunday, April 18. Sign up when you bring your entry in on April 8 or 9. If you plan to read, please keep a copy of your work to bring that day.

PROSE & ESSAYS

**AGES 6 through 10
Class**

2050. Prose
2055. Essays

**AGES 11 through 15
Class**

2150. Prose
2155. Essays


POETRY

**AGES 6 through 10
Class**

2060. Haiku
2063. Other Poetry

**AGES 11 through 15
Class**

2160. Haiku
2163. Other Poetry



DIVISION D • PHOTOGRAPHY

Photographs may be black and white or color. Prints may be self or commercially processed, and must be at least 4 x 6 inches, and not larger than 10 x 14 inches, including mat.


Prints must be adhered to a paper mounting to give the picture the stiffness to be shown without a frame. Photo mount can be found at most photo shops.

No frames will be allowed. Matting may be done, but must not exceed the overall 10 x 14 inch size limit for the entry. Matting and/or mounting may be commercially done.

Your name may not be placed on the front of the mounting or print. **Place your name in the upper left hand corner of the back of the print. Work must have been completed within the past two years.**

Some things judges consider for photography:

- Visual impact
- Composition
- Camera techniques (including exposure, depth of field, stop, motion, etc.)
- Lighting
- Mounting



COLOR PRINTS

AGES 6 through 10

Class

- 3002. Animals
- 3004. Portrait
- 3006. Scenic
- 3007. Other

AGES 11 through 15

Class

- 3102. Animals
- 3104. Portrait
- 3106. Scenic
- 3107. Other

BLACK & WHITE PRINTS

AGES 6 through 10

Class

- 3008. Animals
- 3010. Portrait
- 3012. Scenic
- 3013. Other

AGES 11 through 15

Class

- 3108. Animals
- 3110. Portrait
- 3112. Scenic
- 3113. Other

SPECIALTY PRINTS

AGES 6 through 10

Class

- 3014. Computer Digitized Prints
- 3015. Collage

AGES 11 through 15

Class

- 3114. Computer Digitized Prints
- 3115. Collage



Please note what kind of camera you used.

DIVISION E • TEXTILES

All framed items must have strong wire hangers, no string or self-leveling hangers, and may not exceed 70" width and length combined, including frame. Frame or glass is optional. Commercial framing is acceptable. Work must have been completed within the past two years. "Group project" means done by more than one person.

CLOTHING

AGES 6 through 10

Class

- 3500. Separates
- 3505. Outfits
- 3507. Costumes
- 3510. Dresses
- 3512. Aprons
- 3515. Other
- 3520. Group Project

AGES 11 through 15

Class

- 3600. Separates
- 3605. Outfits
- 3607. Costumes
- 3610. Dresses
- 3612. Aprons
- 3615. Other
- 3620. Group Project

HANDWORK

AGES 6 through 10

Class

- 4000. Cross Stitch
- 4005. Needlepoint/ Plastic Canvas
- 4010. Knitting
- 4015. Crochet
- 4017. Beading – Seed
- 4018. Beading – Pony
- 4020. Weaving
- 4025. Latch Work
- 4027. Embroidery
- 4030. Other
- 4035. Group Project
- 4036. Jewelry

AGES 11 through 15

Class

- 4100. Cross Stitch
- 4105. Needlepoint/ Plastic Canvas
- 4110. Knitting
- 4115. Crochet
- 4117. Beading - Seed
- 4118. Beading - Pony
- 4120. Weaving
- 4125. Latch Work
- 4127. Embroidery
- 4130. Other
- 4135. Group Project
- 4136. Jewelry

MISCELLANEOUS

AGES 6 through 10

Class

- 4040. Quilting
- 4042. Stuffed Items
- 4043. Pillows
- 4050. Other
- 4052. Group Project

AGES 11 through 15

Class

- 4140. Quilting
- 4142. Stuffed Items
- 4143. Pillows
- 4150. Other
- 4152. Group Project

FASTEST FINGERS KNITTING CONTEST

On Sunday, April 18 at 1:00 pm we will have a Fastest Fingers Contest for knitting. If you enjoy this very popular craft, please sign up for the **showcase** when you bring your entries on Thursday, April 8 or Friday, April 9, or you may sign up by noon on Sunday, April 18.

You must cast on and knit for 15 minutes using the garter stitch (knit every row). The one who has knitted the most stitches in the 15 minutes allowed is the winner.

1st, 2nd, and 3rd Prizes will be provided by:



AGES 6 through 10

Class

- 4060. Fastest Fingers Contest

AGES 11 through 15

Class

- 4160. Fastest Fingers Contest



Some things judges consider for stitchery:

- Consistent direction of stitches
- Thread compatibility to fabric
- Proper tension
- Splitting threads
- Hoop outlines and/or soiled item
- On grain framing

Some things judges consider for crochet and knitting:


- Even stitches
- Even tension
- Blocking
- Even seams
- Cleanliness
- Ends
- Even outside edges

Some things judges consider for quilting:

- Piecing/appliqué technique
- Borders and sashing
- Quilting design and technique
- Binding or edges
- Corners
- Quilt marking lines

Some things judges consider for clothing:

- Grain line
- Stitching accuracy
- Pressing
- Seam finish
- Grading and clipping
- Stains/soil



DIVISION F • EGG DROP CONTEST

Create a "one egg container" that will allow a raw chicken egg to survive, whole and unscrambled, when dropped from a height of 12 and 16 feet, or higher (see rule #6). Winners will receive Spring Fair rosettes and prizes provided by the Fair. **Bring your entry Thursday, April 8 or Friday, April 9 from noon to 7:00 pm.** The drops will be made outside of the Pavilion (near the Fountain and Gold Gate) starting at 3:00 pm on Sunday, April 18. Please be there by 2:30 pm to put the egg into your container.

- 1st Prize: 1 Photo ID and 1 Ride Bracelet for the Puyallup Fair in September
- 2nd Prize: 4 One Day Gate Passes and 1 Ride Bracelet for the Puyallup Fair in September.
- 3rd Prize: 1 One Day Gate Pass and 1 Ride Bracelet for the Puyallup Fair in September.

CONTEST RULES

1. Entrants must build the container themselves.
2. Only one entry per person is allowed.
3. Raw chicken eggs will be provided by the Fair.
4. Sunday, April 18, be outside of the Pavilion (near the Fountain and Gold Gate) by 2:30 pm to put the egg into your container.
5. **Group entries will NOT be accepted. Entry must be done by one individual.**
6. Eggs must not have any cracks after each drop is made. The beginning drop will be from 12' for ages 6 through 10 and from 16' for ages 11 through 15. **IMPORTANT - You must construct your container so that the judges can check the egg after the drop from each height, it can then be resealed for the next, higher drop.**

7. You must use only the materials on the list provided.
8. The maximum size of your container must not exceed 10 inches in length, width or height (10"x10"x10"). Container is defined as the entire means or apparatus constructed and accompanying the egg.
9. **Use of Parachutes.** Parachutes along with any other deployed features are permitted as long as they, along with all other parts of the egg container, do not exceed the 10"x10"x10" maximum size restrictions in their fully deployed form.
10. Label your container legibly with your name, address, phone number and age.

**AGES 6 through 10
Class**

4500. Egg Drop

**AGES 11 through 15
Class**

4600. Egg Drop



Any or all of the following materials may be used for container construction:

- Fifteen plastic drinking straws
- Fifteen wooden popsicle sticks
- One hundred yards of garden or kite-type string
- Fifty rubber bands, maximum size #64 (1/4" x 3 1/2")
- One styrofoam or cardboard carton that holds 1 dozen eggs (may be used in any configuration)
- Masking tape
- Scotch Magic tape or similar brand transparent type tape
- Craft glue, i.e. Elmers, no caulking or construction products

Judges will inspect containers for any illegal material.

Judges reserve the right to break ties based on design and construction.

Compliance to the rules will be a factor in judging.

DIVISION G • BIRD HOUSES / FEEDERS

Build a bird house or feeder suitable for a species native to Puget Sound, e.g. chickadees, nuthatches, wrens, swallows, bluebirds, wood ducks, hooded mergansers (starlings and house sparrows **are not** native.) **Name the bird(s) you hope to attract to your nesting box or feeder** (not necessary for Fanciful Bird Houses.) Please do not put food in your feeder.

No kits or pre-built structures please. It is permissible to have an adult help you saw the wood.

For accurate information about birds, bird houses and feeders call the Tahoma Audubon Society at (253) 565-9278.

UTILITARIAN BIRD HOUSES

**AGES 6 through 10
Class**

5000. Bird House
5002. Group Project

**AGES 11 through 15
Class**

5100. Bird House
5102. Group Project

UTILITARIAN BIRD FEEDERS

**AGES 6 through 10
Class**

5005. Bird Feeder
5007. Group Project

**AGES 11 through 15
Class**

5105. Bird Feeder
5107. Group Project

FANCIFUL BIRD HOUSES

**AGES 6 through 10
Class**

5010. Fanciful Bird House
5012. Group Project

**AGES 11 through 15
Class**

5110. Fanciful Bird House
5112. Group Project

Some things judges consider for Utilitarian Bird Houses and Bird Feeders:

- Dimensions suitable for species: Diameter of hole, floor size, depth of box, height of hole above bottom
- Clean-out provision
- Craftsmanship
- Creativity

Especially for Utilitarian Bird Feeders:

- Means of support
- Proper storage of food
- Ease of filling
- Sanitation

Some things judges consider for Fanciful Bird Houses:

- Creativity
- Means of hanging
- These may not be suitable for particular species of birds

